

# COASTAL JIBS

Snowpark equipment



2017/2018 • CATALOG

We have come a long way since the very first rail was built and brought to our local ski and snowboard hill over 10 years ago! It has been a challenging but rewarding journey. From day 1, our constant drive to improve our products and services has never stopped and has helped us develop a large number of satisfied clients. It is a great privilege for us to be a part of the skiing and snowboarding industry, and we look forward to the next 10 years of exceeding your expectations in product quality and safety!

Some figures....

Over the years, we have built more than 800 features, used approximately 60,000 feet of pipe and steel tubing, 600 sheets of PE plastic, 1,500 sheets of plywood and aluminum and over 50,000 nuts and bolts!

Thank you to everyone who has been involved along the way!



**Coastal Jibs 2017-1018 Product Catalog**  
**© Coastal Jibs. 2017**  
Printing : Duokom  
Graphic Design: Vincent Arnold  
3D Design: Brendan O'Brien  
Editing : James Mackeigan  
Text : René Caza, Benjamin Mbemba  
and Pierre-Étienne St-Armand  
[www.coastaljibs.ca](http://www.coastaljibs.ca)

Any reproduction, printing, or adaptation of this publication, by any means, whether electronic, mechanical, photographic or microfilm, cannot be done without prior permission of Coastal Jibs Inc.



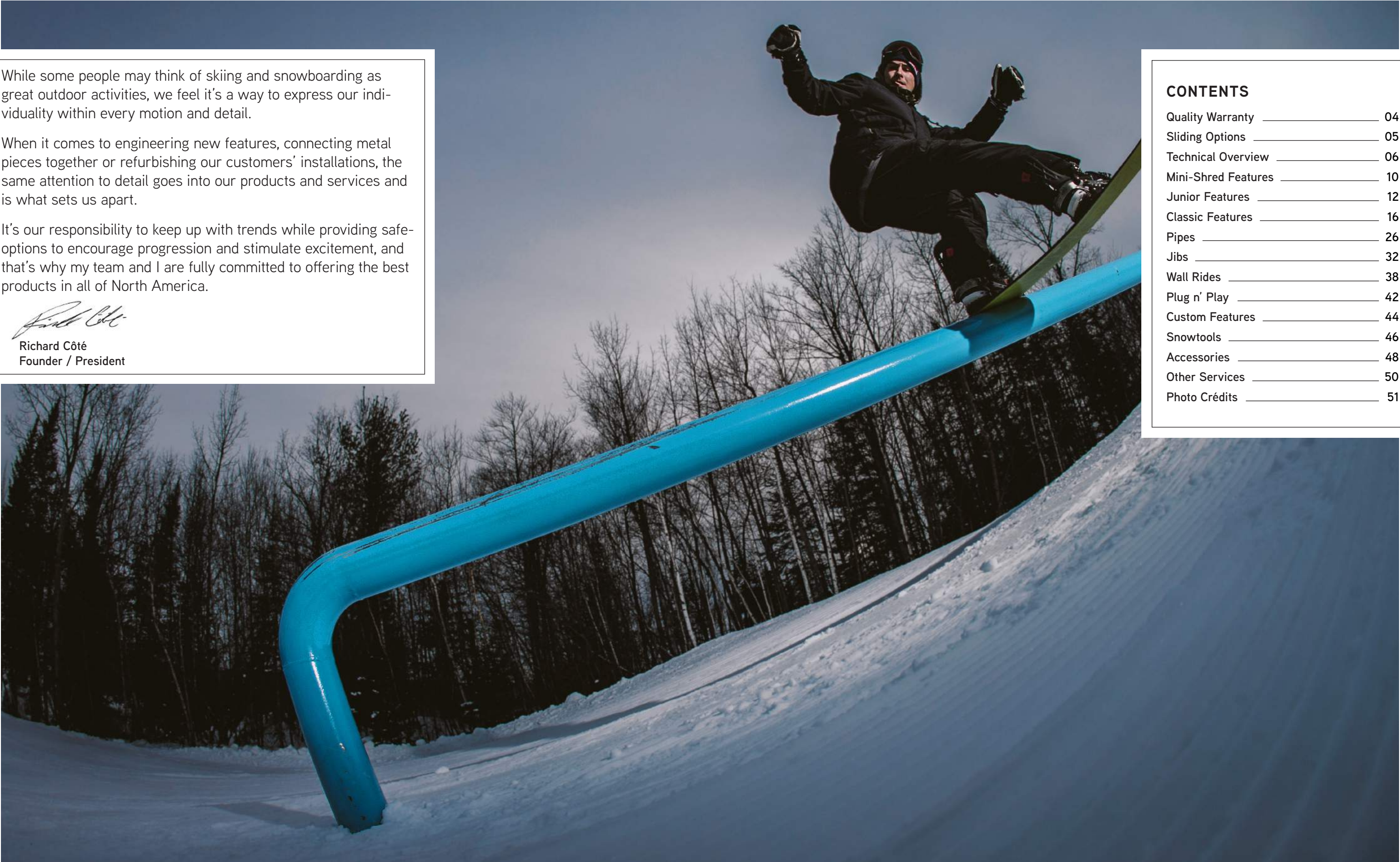


While some people may think of skiing and snowboarding as great outdoor activities, we feel it's a way to express our individuality within every motion and detail.

When it comes to engineering new features, connecting metal pieces together or refurbishing our customers' installations, the same attention to detail goes into our products and services and is what sets us apart.

It's our responsibility to keep up with trends while providing safe options to encourage progression and stimulate excitement, and that's why my team and I are fully committed to offering the best products in all of North America.

Richard Côté  
Founder / President



**CONTENTS**

Quality Warranty	04
Sliding Options	05
Technical Overview	06
Mini-Shred Features	10
Junior Features	12
Classic Features	16
Pipes	26
Jibs	32
Wall Rides	38
Plug n' Play	42
Custom Features	44
Snowtools	46
Accessories	48
Other Services	50
Photo Crédits	51





## QUALITY

At Coastal Jibs, we put our heart and soul into creating a premium quality product that goes beyond expectations. Our entire product line is carefully handcrafted in our Sherbrooke (Québec) workshop to ensure a quality that is truly unbeatable!

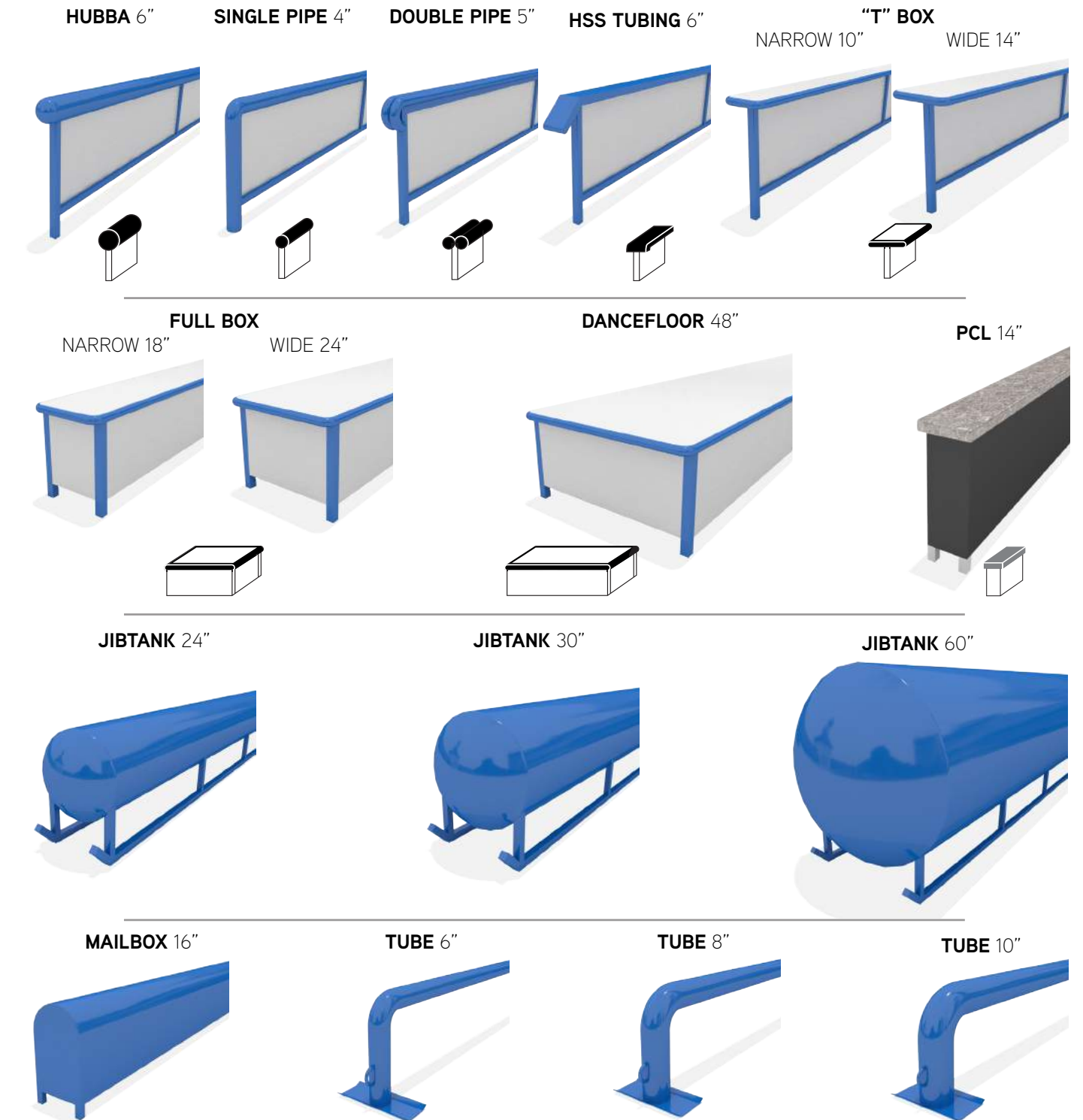
## WARRANTY

Coastal Jibs offers a 5-year limited warranty on all of its product. Collocated with the refurbishment program, a 10-year extended warranty is also available.

\* This warranty does not apply to any failure, damage or defect caused by the installation, use or maintenance of the product by the buyer, its employees, customers, users, successors or assigns.

## SLIDING OPTIONS

Coastal Jibs product development team now offers 17 different sliding surfaces that meet all skill levels as well as special requests. We also offer custom build features to meet your specific needs. Each feature is available in different sizes and sliding surfaces. Innovation plays a large role at Coastal Jibs, which is why we are the first in North America to introduce a **polished concrete ledge (PCL)** to our line of sliding surfaces suitable for jibbing by the current states of skiing and snowboarding.







Everything is in  
the details

## 1 SMOOTH AND SAFE SIDE SKIRTING

**Premium:** Standard on our premium version is a glossy smooth ALUPANEL side skirting which is applied to both sides of the rails and box frames for optimum safety and look! This product is extremely impact-resistant, UV treated, will not rust and is ideal for any paint of vinyl advertisement.

**Standard:** On standard features, we install painted plywood with a smooth finish. (Other skirting materials available upon request)

## 2 PBF INSERTS

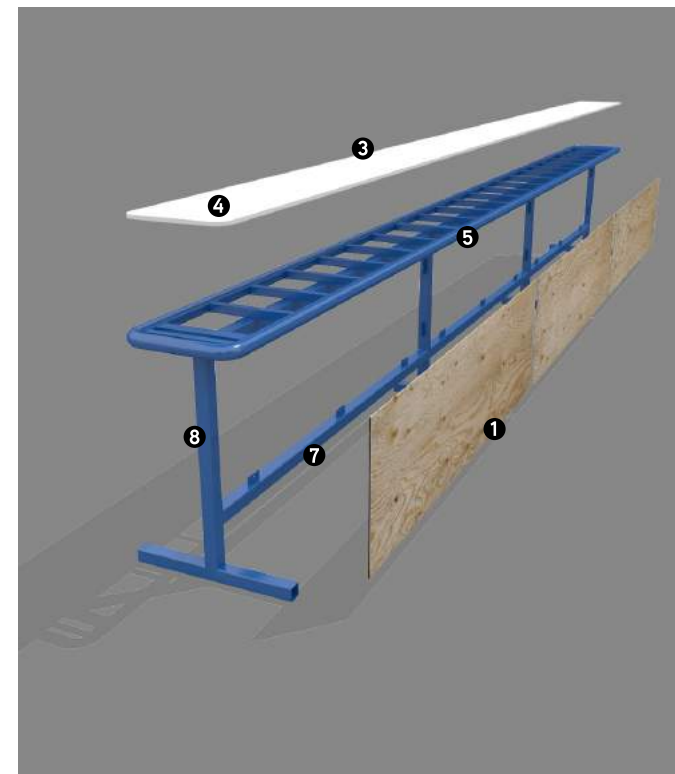
Whether you are using chains or forks, our premium version comes with 4 x 6 rugged HSS inserts built in on all features to keep it simple when it comes to moving rails around.

## 3 SLIDE SURFACE

UV Treated HDPE. A superior quality material that provides the best sliding feeling that will last many seasons.

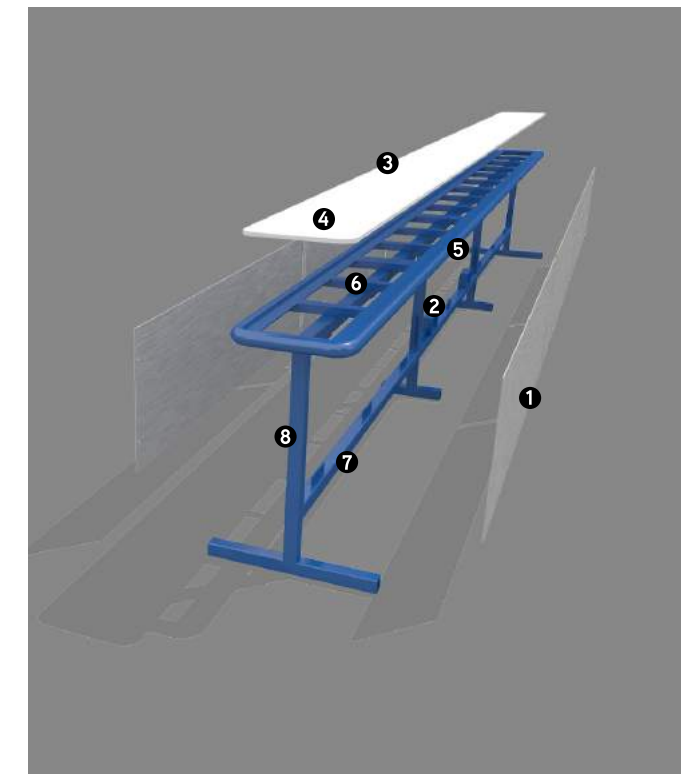
## STANDARD VERSION

The standard version is a simplified version of the Premium model. While offering the same quality of product, it has been modified aesthetically to accommodate customers with a smaller budget.



## PREMIUM VERSION

This version provides the highest level of quality, durability and aesthetics for your snowpark. Built to last.



## 4 STAINLESS HARDWARE

Lock tight and rust free marine hardware.

## 5 COPING PROFILE

2 in. diameter on all our Boxes. Polished, painted, safe and smooth with rounding 90 degrees at the ends. The round tubing not only minimizes friction but also the risk of catching an edge.

## 6 FULL-LENGTH SUPPORT

Our HDPE sliding surface is supported from beginning to end on all our premium boxes. The full support profile also compensates for thermal expansion of the plastic.

## 7 STEEL CONSTRUCTION

Built to last through years of abuse. Most rugged rail frames on the market.

## 8 RUST PROTECTION

The steel frames are painted the color of your choice to protect them against rusting. (Galvanized steel frames are also available upon special request)

## COLOR OPTIONS

Due to our large inventory of colors, we allow you to mix and match colors with existent obstacles, allowing you to blend with the aesthetics of your current park layout or to create a new look for the upcoming season.





OUR PRODUCT REFLECTS OUR  
PASSION FOR THE SPORTS







1  
0

1  
1



# MINI-SHRED FEATURES

Designed for the  
next generation

 Lake Louise, AB

The range of Mini shred features has been designed to target young riders. The miniature sizes as well as the nonexistent metal side profile make these accessible and safe for the kids. Thanks to their ground level entry and exit points, the Mini Shred features allow the little riders to enjoy an eased learning experience from their very first day at the mountain!

MINI RAINBOW #MSR	
Length: 6'18'	Width: 16"124"132"
Height: 8"	

MINI ROOFTOP #MSRT	
Length: 6'18'	Width: 16"124"132"
Height: 8"	

OLLIE BUMP #OLB	
Height: 6"	Width: 32"

HIGH FIVE #HF	
Height: 42"	



MINI-SHRED FEATURES

MINI-SHRED FEATURES

# JUNIOR FEATURES

The first step to progress to the next level

1  
2



JUNIOR FEATURES

The junior series consists of unique beginner obstacles that are ideal for all age groups. The wider surfaces and relaxed angles allow for entry-level skiers and riders to initiate themselves into the exciting world of rails and boxes. The higher skilled skiers and riders can also practice and perfect their technique safely on these mellow features!

1  
3

JUNIOR FEATURES





JR BUTTERBOX #JBU		
Length: 12'116' Height: 24"		

JR SUNKEN SHIP #JBA		
Length: 12'116' Height: 30"		

\*New

JR WAVE #JWA		
Length: 16'120' Height: 30"		

\*New

JR TUBE #JTU		
Length: 12'116' Diameter: 30"		



1  
4

JR RAINBOW #JRB		
Length: 12'116' Height: 30"		

JR RIDE ON #JRO		
Length: 12'116' Height: 24"		

1  
5

JR ROOFTOP #JRT		
Length: 12'116' Height: 30"		

\*New

JR FLAT-DOWN #JFD		
Length: 12'116' Height: 30"		

JUNIOR FEATURES

JUNIOR FEATURES



Mont Saint-Sauveur/Avia, QC





CLASSIC FEATURES

Never out of style

1  
6



CLASSIC FEATURES



All you could ever ask for! Over 500 format available for intermed-  
iate to expert level skiers and riders. Every feature is available in differ-  
ent sliding surfaces. The right mix  
of classic features provides diversity  
and creativity for your terrain park.  
From a 3 in. diameter single pipe  
to a 48 in. dance floor. Coastal  
Jibs can meet the needs of all skill  
levels.

1  
7



CLASSIC FEATURES





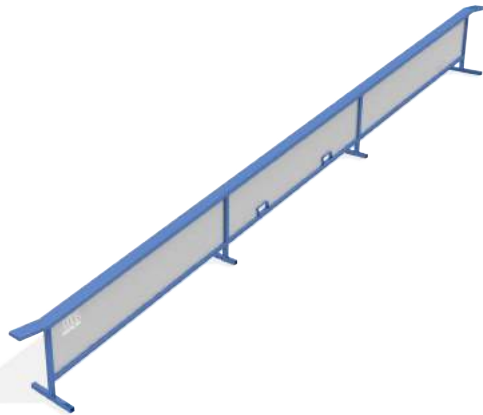
FLAT #F
Length: 16' 20' 24' 32' 40'
Height: 34"

FLAT DOWN #FD
Length: 20' 24' 32' 40'
Height: 34"




ROOFTOP #RF
Length: 20' 24' 32'
Height: 48" 60"

STREET DONKEY #SSD
Length: 16' 20' 24' 32'
Height: 34"




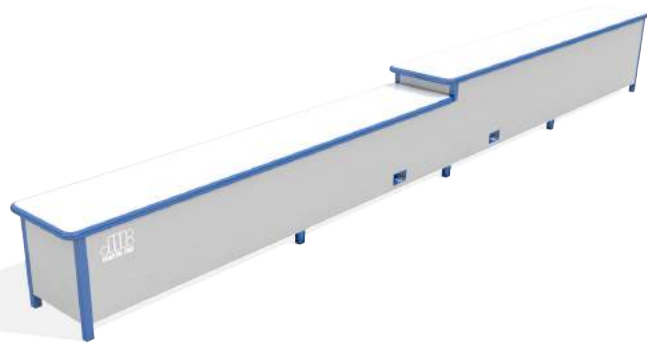
KICKER #K
Length: 16' 20' 24' 32'
Height: 48"

JAMMIN' #JMN
Length: 16' 20' 24' 32' 40'
Height: 34"



STEP-DOWN #SDN
Length: 20' 24' 32'
Height: 28" 34"

WATERFALL #WF
Length: 24' 30' 36'
Height: 40"



Top:  
Ski La Réservé, QC  
Bottom left:  
Craigleith Ski Club, ON  
Bottom right:  
Mont Orford, QC



\*New

CLASSIC FEATURES

CLASSIC FEATURES





2  
0



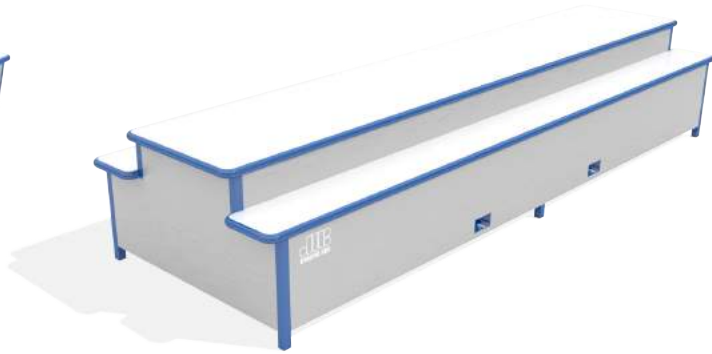
2  
1

REVERSE PICNIC #RP	
Length: 16'120'124'132'	*  
Height: 36"	



PICNIC #PN	
Length: 12'116'120'124'132'	 
Height: 36"	



DOUBLE RAINBOW #DR	
Length: 20'124'132'	
Height: 34"	



DOUBLE WHAMMY+ #DW+	
Length: 20'124'132'	
Height: 34"	








DOUBLE WHAMMY #DW	
Length: 20'124'132'	
Height: 34"	









BUTTER PIPE #BP	
Length: 16'120'124'132'	 
Height: 34"	

ELBOW #EL	
Length: 20'124'132'	 
Height: 34"	

DOUBLE ELBOW #DEL	
Length: 24'132'	 
Height: 34"	



Y SHAPE #Y	
Length: 20'124'132'	 
Height: 34"	

BATTLESHIP #BA	
Length: 24'132'140'	
Height: 48"160"	
       	



Left:  
Mont Saint-Sauveur/Avila, QC  
Right:  
Mont Tremblant, QC

CLASSIC FEATURES

CLASSIC FEATURES





DOWN-FLAT-DOWN #DK
Length: 24'128'136'140'
Height: 34"

FLAT-DOWN-FLAT #FK
Length: 24'132'136'140'
Height: 34"



2  
2

2  
3

ROOFTOP PICNIC #RPN
Length: 20'124'132'
Height: 34"

BARN BOX #BRN
Length: 16'120'124'132'
Height: 40"



▲ Top left :  
Georgian Peaks Club, ON  
Top right :  
Hidden Valley, ON  
Bottom :  
Mont Rigaud, QC

CURVE #C
Length: 16'120'124'132'
Height: 34"

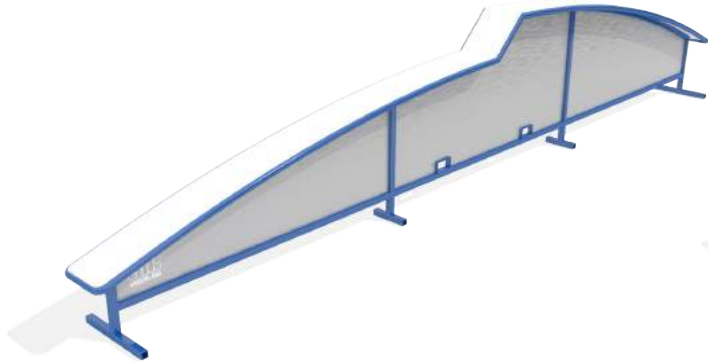

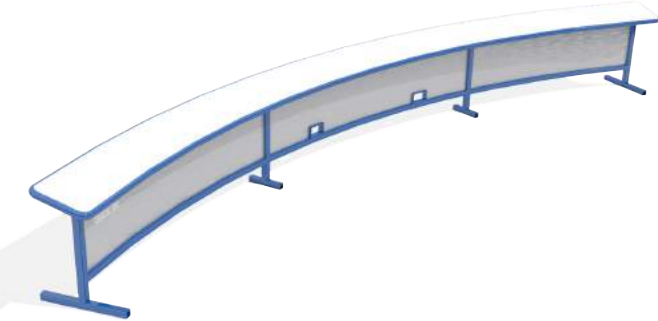
SHOT-DOWN #SD
Length: 20'124'132'140'
Height: 48"

DROP BOW #DB
Length: 20'124'132'
Height: 24'160"

ROCKER #U
Length: 20'124'132'
Height: 48'160"

CLASSIC FEATURES

CLASSIC FEATURES







<b>RAINBOW #RB</b>
Length: 20'24'32'
Height: 60"172"

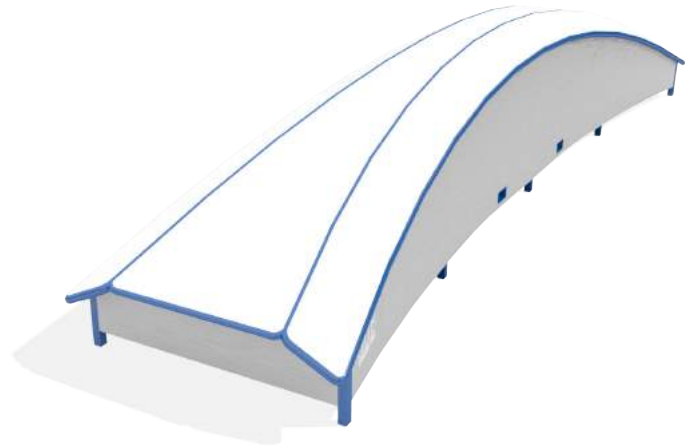

<b>MACHETE #MA</b>
Length: 20'24'32'40'
Height: 40"

<b>"S" WANNA BE #RS</b>
Length: 32'40'
Height: 34"

<b>"X" BOX #X</b>
Length: 20'24'32'
Height: 48"160"



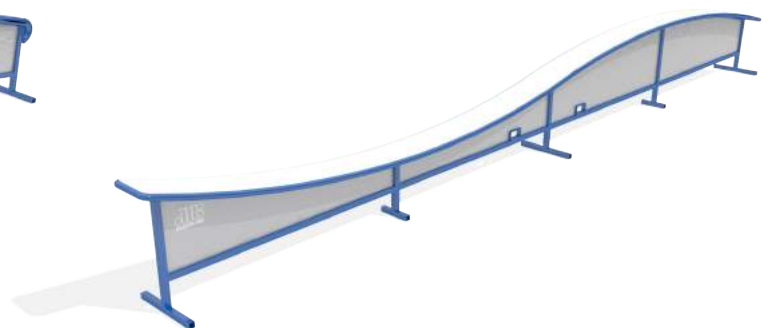

2  
4



2  
5

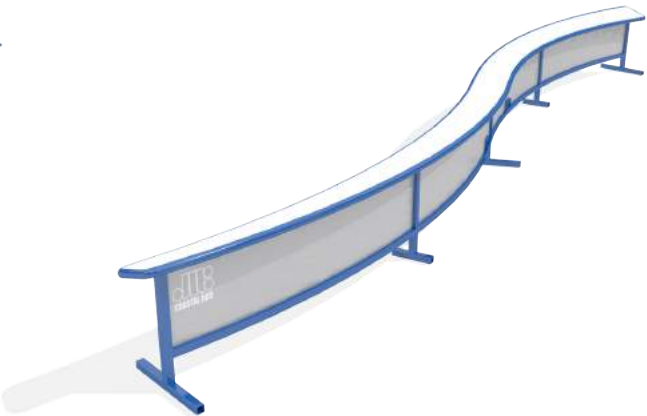
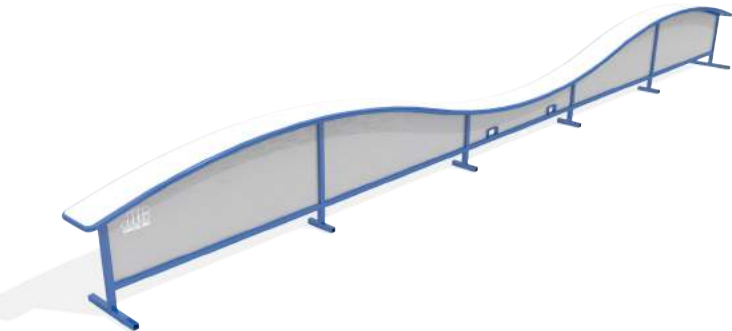
<b>RAINBOW "C" #RC</b>
Length: 16'20'24'32'
Height: 48"172"

<b>WAVE #W</b>
Length: 24'32'40'
Height: 42"



<b>CAMEL #CA</b>
Length: 32'40'
Height: 42"

<b>"S" SHAPED #S</b>
Length: 32'40'
Height: 34"



CLASSIC FEATURES

CLASSIC FEATURES



Top left:

Mont Sutton, QC

Bottom left:

Mont Saint-Sauveur/Avila, QC

Top right:

Mont Carmel, QC

Bottom right:

Craigleith Ski Club, ON



# PIPES

Endless trick possibilities

2  
6



PIPES

2  
7

Drawing their inspiration from the industrial scene, the pipes mimic the wacky forms of plant piping, providing a unique look. The large diameter of these allows a large contact surface, which facilitates the sliding of the riders. Their rounded shapes are the perfect solution to make the complex modules even safer.

\*However, we do recommend the use of protective panels.


PIPES





SIDE SKIRTING

All pipes are also available with side skirting.



<b>SWAT PIPE</b> #PSP
Length: 16' 21' 24' 34'
Height: 36"
Diameter: 6" 8" 10"



2  
8

<b>FLAT</b> #PF
Length: 16' 21' 24' 30' 34'
Height: 36"
Diameter: 6" 8" 10"



<b>FLAT DOWN</b> #PFD
Length: 21' 24' 30' 34'
Height: 36"
Diameter: 6" 8" 10"



Top:  
Ski Saint-Bruno, QC  
Bottom left:  
Ski Wentworth, N-S  
Bottom right:  
Ski La Réserve, QC

<b>DOWN FLAT</b> #PDF
Length: 16' 21' 24' 30'
Height: 36"
Diameter: 6" 8" 10"



<b>DOWN FLAT DOWN</b> #PDK
Length: 24' 30' 34'
Height: 36"
Diameter: 6" 8" 10"



<b>STEP DOWN</b> #PSD
Length: 21' 24' 30' 34'
Height: 42"
Diameter: 6" 8" 10"



<b>WATERFALL</b> #PWF
Length: 24' 30' 34'
Height: 48"
Diameter: 6" 8" 10"



PIPES

PIPES

2  
9







3  
0

3  
1


<b>ELBOW #PE</b>
Length: 21'124'130'134' Height: 36" Diameter: 6"18"110"



<b>BATTLESHIP #PBA</b>
Length: 24'130'134' Height: 56"172" Diameter: 6"18"110"



<b>Y SHAPE #PY</b>
Length: 21'124'130'134' Height: 36" Diameter: 6"18"110"



<b>C SHAPE #PC</b>
Length: 16'21'124'130' Height: 36" Diameter: 6"18"



<b>Z SHAPE #PZ</b>
Length: 24'130'134' Height: 36" Diameter: 6"18"110"



<b>ROOFTOP #PRT</b>
Length: 21'124'130'134' Height: 60"172" Diameter: 6"18"110"



<b>RAINBOW #PR</b>
Length: 16'21'124'130' Height: 60"172" Diameter: 6"18"



<b>S SHAPE #PS</b>
Length: 24'130'134' Height: 36" Diameter: 6"18"



\*New

<b>HICCUP #PHC</b>
Length: 21'124'130'134' Height: 42" Diameter: 6"18"110"



<b>SEX CHANGE #PSC</b>
Length: 16'21'124'130' Height: 72" Diameter: 6"18"110"



Left:  
Snowmission 2013  
Mont-Comi, QC  
Right:  
Craigleith Ski Club, ON

PIPES

PIPES



# JIBS

Release your  
creativity

3  
2




Our Jibs series consists of unique shaped features, which presents multiple trick possibilities to all the hard-core jibbers out there. These are built mostly out of metal for an old school feel.

3  
3





<b>JIB TANK #TNK</b>
Length: 16'20'24'30' Height: 36" Diameter: 24"30"160"



3  
4


<b>ELBOW TANK #ETK</b>
Length: 20' Height: 36" Diameter: 24"30"



<b>KINKED TANK #KTK</b>
Length: 20'24' Height: 60" Diameter: 24"30"



<b>BONK TANK #BT</b>
Height: 4'8' Diameter: 30"60"



<b>SHORT TANK #STK</b>
Length: 4'6'18' Height: 36" Diameter: 24"30"



JIBS

<b>JERSEY BARRIER #JB</b>
Length: 10'12'14'16' Height: 36"



819 238-5427

COASTALJIBS.CA

MAIL@COASTALJIBS.CA



Left:  
Georgian Peaks  
Club, ON  
Right:  
Snowmission 2013  
Mont-Comi, QC



<b>MUSHROOM #MU</b>
Height: 48" Diameter: 36"48"



<b>BALL #BL</b>
Diameter: 42"84"



819 238-5427

COASTALJIBS.CA

<b>HALF CONE #HC</b>
Width: 8' Height: 48"



MAIL@COASTALJIBS.CA



3  
5



JIBS







<b>COPING</b> #CP
Length: 8'16'120'124' Height: 24"

<b>WHEEL</b> #WL
Width: 40" Diameter: 8'10'12'


<b>MAILBOX</b> #ML
Length: 10'112'116'120'124' Width: 16" Height: 24"

<b>KINKED MAILBOX</b> #KML
Length: 20'124'132' Width: 16" Height: 24"






3  
6

<b>GATE</b> #GA
Length: 14' Height: 40" Diameter: 6"

<b>OCTO TUBE</b> #OT	
Length: 16'120'124' Width: 8" Height: 40"	

<b>JUNK MAIL</b> #JML
Length: 24'128'132' Width: 16" Height: 24"



▲ Top:  
Ski Bromont, QC  
Bottom:  
Mont-Tremblant, QC





3  
7

<b>CANNON</b> #CA
Length: 12'14'16'120' Height: 60'172" Diameter: 6'18'110"

<b>POLE JAM</b> #PJ
Length: 6'18'110' Diameter: 4'6'18"

JIBS



JIBS





# WALLRIDE FEATURES

The centerpiece of your snowpark

3  
8

WALLRIDE FEATURES



3  
9

WALLRIDE FEATURES

Wall rides are often some of the biggest and most impressive features of any terrain park. Keep in mind the large surfaces are ideal display areas for graphics and sponsor logos. To facilitate the easy movement of wall rides and larger features, we have welded them to a ski-type frame, so that these obstacles can be slid rather than lifted! All wall surfaces are covered with HDPE plastic to ensure the best sliding sensation.






<b>WALLRIDE</b> #WA
Length: 8'16'120'124' Height: 8'



<b>ROOF</b> #RF
Width: 16'120'124' Height: 48"




<b>TURTLE SHELL</b> #TS
Length: 20'124'132' Height: 48"160"




<b>RAINBOW WALL</b> #RW
Length: 16'120'124'132' Height: 72"



<b>BANKED WALL</b> #BW
Length: 16'120'124' Height: 24"



<b>STAR WARS</b> #STW
Length: 16'120'124'132' Height: 60"172"




<b>SKINNY WALL</b> #SW
Length: 1'12'14' Height: 8'



<b>SPINE</b> #SP
Length: 8'116'120' Height: 72"



<b>CURVE WALL</b> #CW
Length: 16'120'124' Height: 8'



Top:  
Mont Rigaud, QC  
Bottom:  
Mont Saint-Sauveur/Avila, QC

WALLRIDE FEATURES

WALLRIDE FEATURES



# PLUG N PLAY

More option, more fun



4  
2


PLUG N PLAY

These modular pieces easily assemble together to create a unique and adaptable obstacle. Every box starts with an end cap and ends the same way. What goes in between is entirely up to you! You can easily add and remove pieces to change the desired length or shape. The countless sets of combinations allow you to offer something different each year or even every week! All our Plug N Play sections are powder coated or galvanized for a superior finish.

819 238-5427

COASTALJIBS.CA


MAIL@COASTALJIBS.CA

FLAT SECTION #PP-F
Length: 8' Height: 34"




UP KINK #PP-UK
Length: 2' Height: 34"





END CAP #PP-CP
Length: 8" Height: 34"





DOWN KINK #PP-DK
Length: 2' Height: 34"





SHORT FLAT #PP-SF
Length: 2' Height: 34"




## EXAMPLE



 Crabbe Mtn, NB

819 238-5427

COASTALJIBS.CA

MAIL@COASTALJIBS.CA



4  
3

PLUG N PLAY



# CUSTOM FEATURES

Let your imagination run free

4  
4



Mont Tremblant, QC

At Coastal Jibs, we provide top quality custom event set-ups that will blow the mind of your competitors and spectators. We offer custom features allowing you to create the course of your dreams! Whether it's replicating an existing urban environment with complex staircase configurations or creating a unique set up that will give you the atmosphere you want, we can do it all! Our unique custom features allow you to keep your competitors and spectators on their toes. Sponsors and media play a big role in the event world and we want to help you make an impact by creating something original. Challenge us with your ideas and visions and we will make your projects become reality!


CUSTOM FEATURES



4  
5



"WE ALWAYS TRUST COASTAL JIBS FOR THE MANUFACTURE OF OUR TERRAIN PARKS AND EVENTS RAILS AND BOXES. THE COASTAL JIBS MERCHANDISES ARE QUALITY PRODUCTS THAT MEET OUR HIGH STANDARDS."



Top:  
Empire City  
Troopers 2015, QC  
Bottom left:  
Ride Shakedown 2014  
Mont Saint-Sauveur, QC  
Bottom right:  
Mont Tremblant, QC

CUSTOM FEATURES





Today's Canvas, Stoneham, QC

# SNOWTOOLS

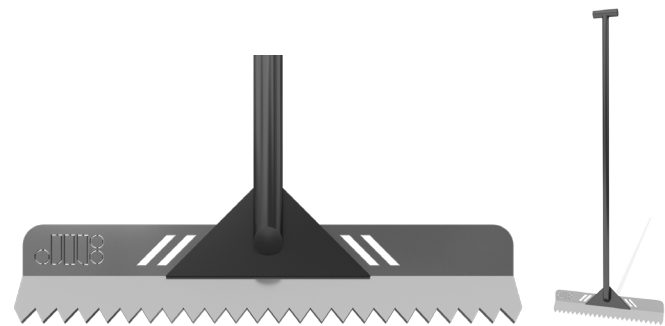
Your park staff's best friends

Would you cut steak with a plastic knife? Neither would we. Building a nice terrain park is one thing but maintaining it is a different story. That is why we offer specialized snowtools that can make your job more enjoyable. The versatility of these tools lets you accomplish your job more efficiently and faster than ever before.

SNOWTOOLS


SWINGER
Length: 60" Width: 24"

From maintaining lift stations to working on pipe transitions, the Swinger is the ideal snow tool for all jobs, whether small or medium sized. Its light-weight and sharp teeth allow you to easily cut through hard snow and ice.



LARGE SCOOP
Length: 60" Width: 26"

Digging out features after a big dump of snow? No problem! The large scoop has a larger blade that allows you to move great quantities of snow around. Ideal for heftier tasks.




## ALUMINIUM

"The powder coated aluminum makes for a tough finish that does not allow the snow to stick to the blade, making it lighter and more enjoyable to use."

"Rugged aluminum construction, laser-cut teeth and perfect blade angles make these tools your park staff's best friends!"

SCOOP
Length: 60" Width: 22"

The Scoop is the perfect versatile tool for your daily terrain park maintenance and everyday necessities. Fixing ruts, raking take-offs, breaking ice masses... It can truly do any job you want it to.



VERT SHOVEL
Length: 60" Width: 10"

This razor-sharp stainless steel blade will make the sides of your jumps look like Lego Blocks! Ideal for shaping hips, berms, and anything that needs a precise clean cut.



TELESCOPIC VERT SHOVEL
Length: 60" à 108" Width: 10"

Ideal for an out of reach cut. The telescopic handle is helpful when working on big XL transitions or jumps.



4  
7

SNOWTOOLS





# ACCESSORIES

All you ever needed


4  
8




Top:  
Crabbe Mtn, NB  
Bottom:  
Mont Orford, QC

ACCESSORIES

PARK BENCH
Length: 8'112"116' Height: 36"



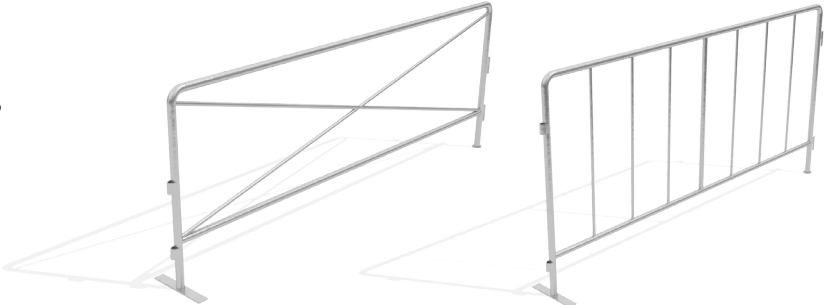
BASKET
Length: 4' Width: 6'




SIGN FRAMES
Width: 24"136" Height: 4'18'




TRAFFIC GATES
Width: 96" Height: 36"142"



GROOMER FORKS
Length: 4' Width (ajustable): 2' à 6'



MULTI SIGN FRAME
Width: 48" Height: 10'



4  
9

ACCESSORIES



## GRAPHICS

Advertisement and graphics often play a large role in the everyday Terrain Parks. The unique shapes and large display areas of rails and boxes become the ideal location for your resort's logos and sponsors! We offer top quality vinyl graphics and artwork on our smooth side panels. Ask us for more details.



## OBSTACLE MAINTENANCE

We now offer a module maintenance service for our clients. This turnkey service is carried out directly on-site at your station and allows to extend the life of your obstacles, but, especially, to ensure your customers' safety. Please contact us for more information.

## DELIVERY


Coastal Jibs offers delivery at extremely reasonable rates across all of Eastern Canada & U.S., not to mention FREE shipping on park orders of at least \$25,000 CAD.

## PHOTO CRÉDITS

Cover page: Today's Parks & Creations  
Intro: Redbull Canada  
p.6, 12: James Mackeigan  
p.8: Snowmission 2017-07-03  
p.10: Burton Snowboards  
p.15: Alain Denis  
p.16, 26, 46: Eric Lamothe  
p.19: Richard Côté and Eric Lamothe  
p.21: Alain Denis and Richard Côté



p.23: James Mackeigan, Jason Armour and Dawn Huddlestone  
p.25: Richard Côté, Alain Denis and James Mackeigan  
p.26: Today's Parks  
p.29: Eric Lamothe and Cody Kehoe  
p.31: James Mackeigan and Martin d'Amboise  
p.32: Micho Guilbeault  
p.35: Richard Côté and Oli Croteau  
p.37, 38, 42: Richard Côté  
p.44: René-Pierre Normandeau  
p.45: Eric Lamothe, René-Pierre Normandeau and Louis-Pierre Labranche  
p.48: Nicolas Michel-Fillion and Richard Côté







ROCKSTAR  
ENERGY DRINK

TREMBLANT  
Mont-Tremblant, Québec

ROCKSTAR  
ENERGY DRINK

TREMBLANT  
Mont-Tremblant, Québec

ROCKSTAR  
ENERGY DRINK

coastaljibs.ca  
819 238-5427  
mail@coastaljibs.ca

follow us



COASTAL JIBS	
WE BUILD WHAT YOU RIDE	2017 2018